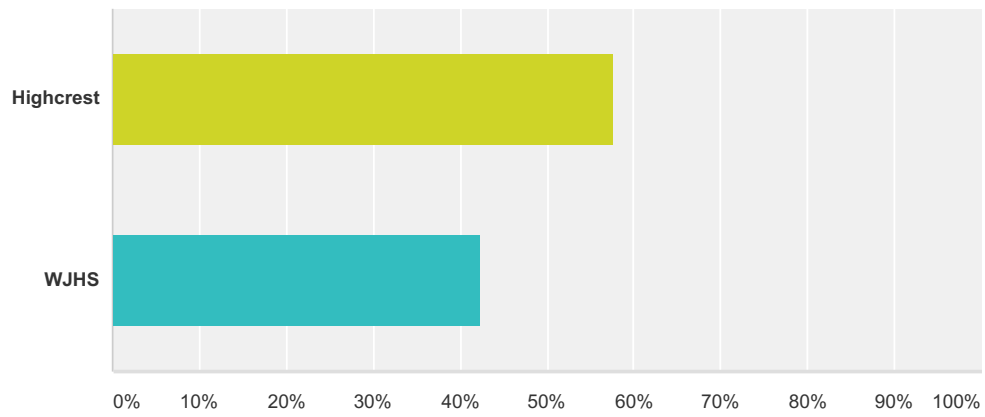


Q1 What is your school?

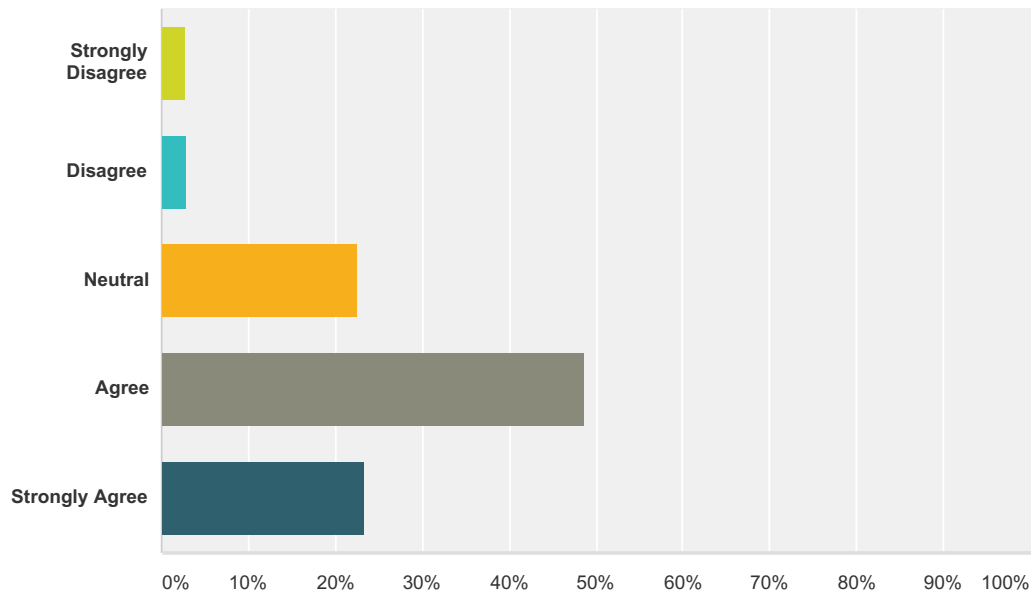
Answered: 1,336 Skipped: 2



Answer Choices	Responses
Highcrest	57.71% 771
WJHS	42.29% 565
Total	1,336

Q2 I feel included in the school community.

Answered: 1,255 Skipped: 83



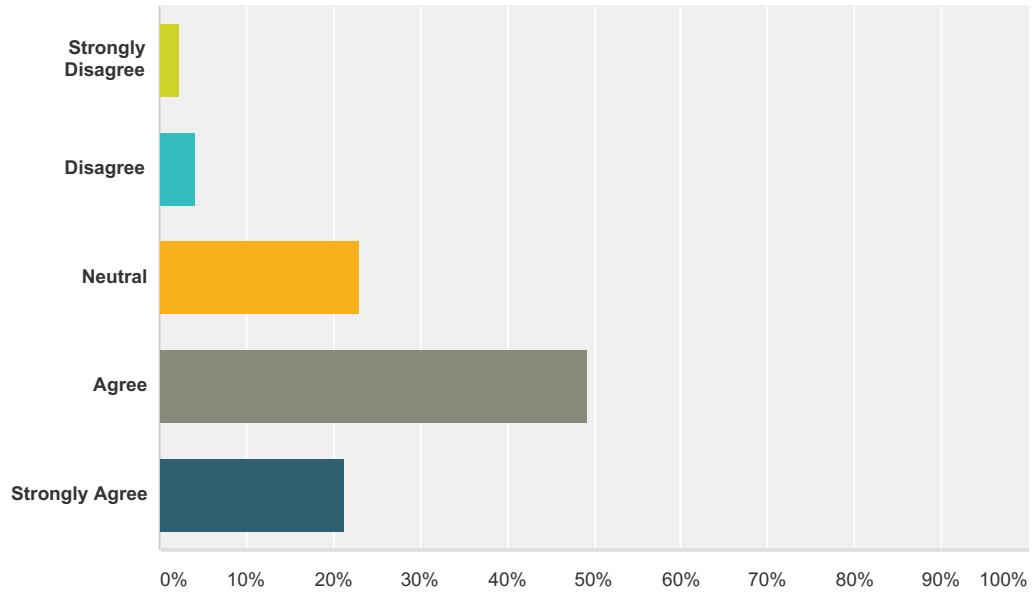
Answer Choices	Responses	
Strongly Disagree	2.63%	33
Disagree	2.95%	37
Neutral	22.47%	282
Agree	48.61%	610
Strongly Agree	23.35%	293
Total		1,255

Q3 Please comment below (optional):

Answered: 126 Skipped: 1,212

Q4 Students of different backgrounds/opinions/learning styles feel included in my school community.

Answered: 1,248 Skipped: 90



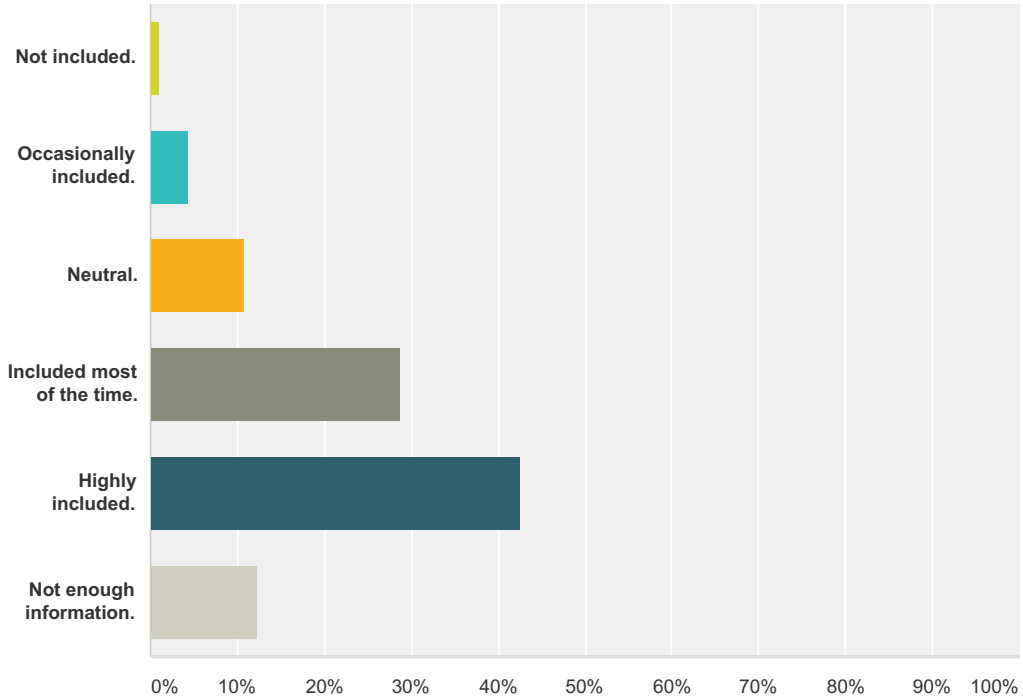
Answer Choices	Responses
Strongly Disagree	2.24% 28
Disagree	4.25% 53
Neutral	22.92% 286
Agree	49.28% 615
Strongly Agree	21.31% 266
Total	1,248

Q5 Please comment below (optional):

Answered: 129 Skipped: 1,209

Q6 Please indicate the how included the different groups listed below feel in your school community:Students from diverse racial backgrounds feel:

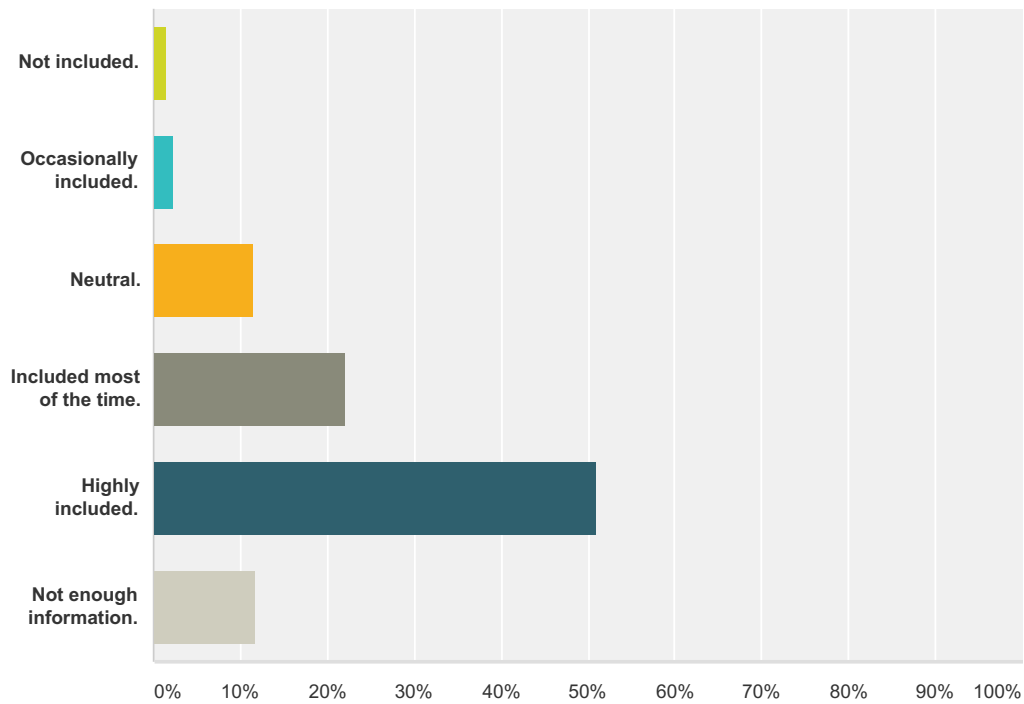
Answered: 1,255 Skipped: 83



Answer Choices	Responses
Not included.	1.04% 13
Occasionally included.	4.46% 56
Neutral.	10.92% 137
Included most of the time.	28.76% 361
Highly included.	42.55% 534
Not enough information.	12.27% 154
Total	1,255

Q7 Students from diverse religious backgrounds feel:

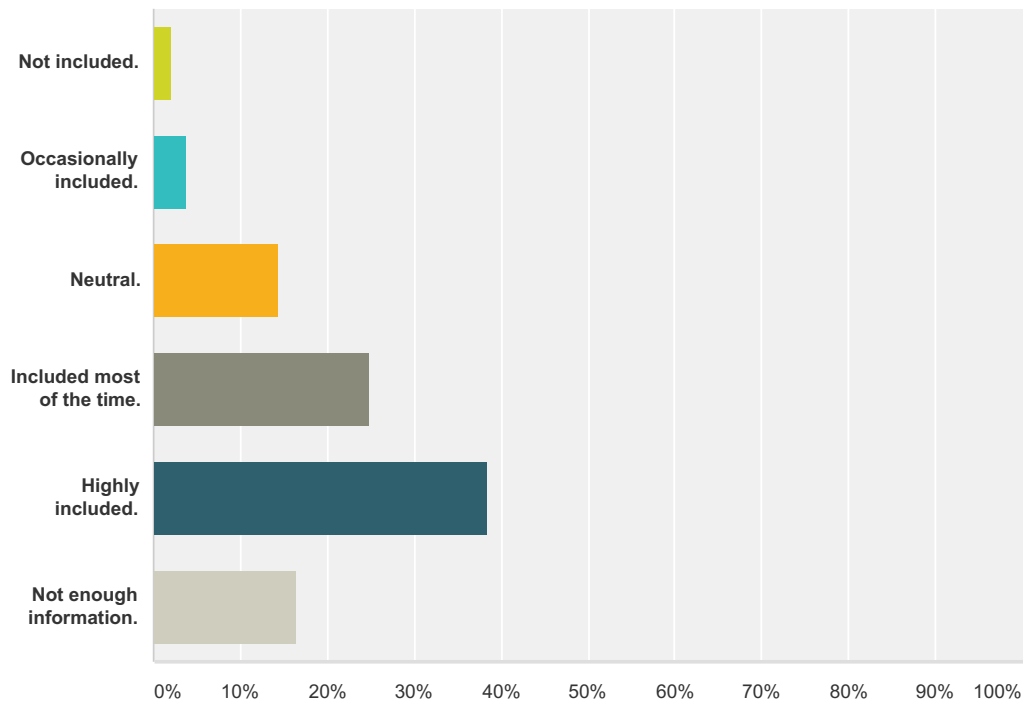
Answered: 1,252 Skipped: 86



Answer Choices	Responses	Count
Not included.	1.36%	17
Occasionally included.	2.40%	30
Neutral.	11.50%	144
Included most of the time.	22.20%	278
Highly included.	50.88%	637
Not enough information.	11.66%	146
Total		1,252

Q8 Students from lower socioeconomic (financial) backgrounds feel:

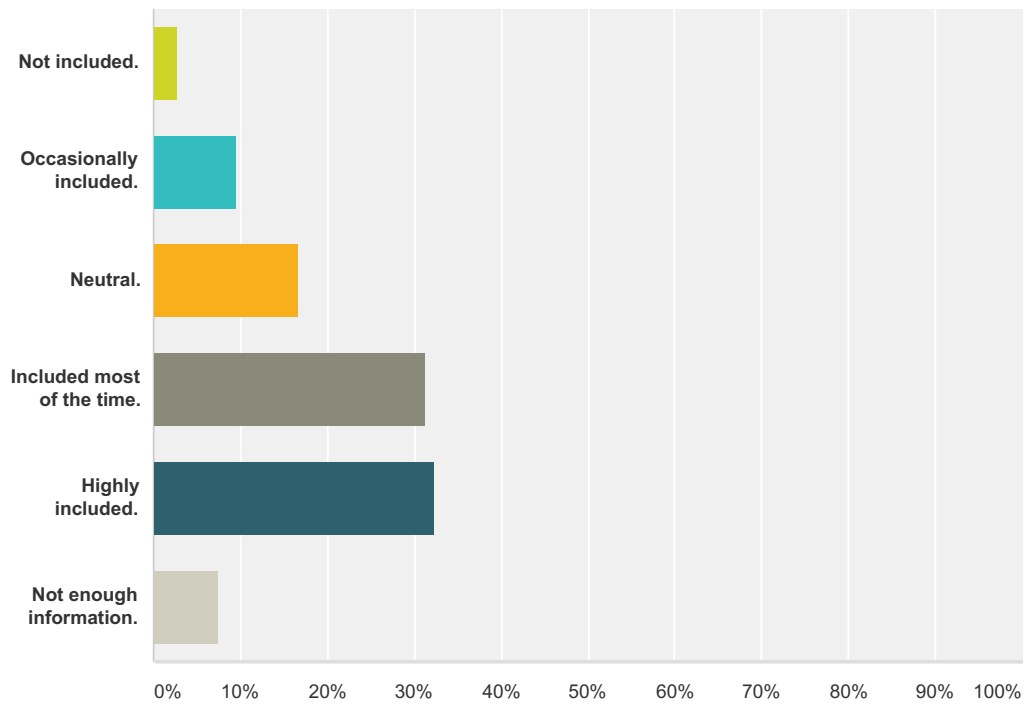
Answered: 1,249 Skipped: 89



Answer Choices	Responses
Not included.	2.16% 27
Occasionally included.	3.84% 48
Neutral.	14.33% 179
Included most of the time.	24.82% 310
Highly included.	38.35% 479
Not enough information.	16.49% 206
Total	1,249

Q9 Students with unique physical, learning, medical, or emotional needs feel:

Answered: 1,251 Skipped: 87



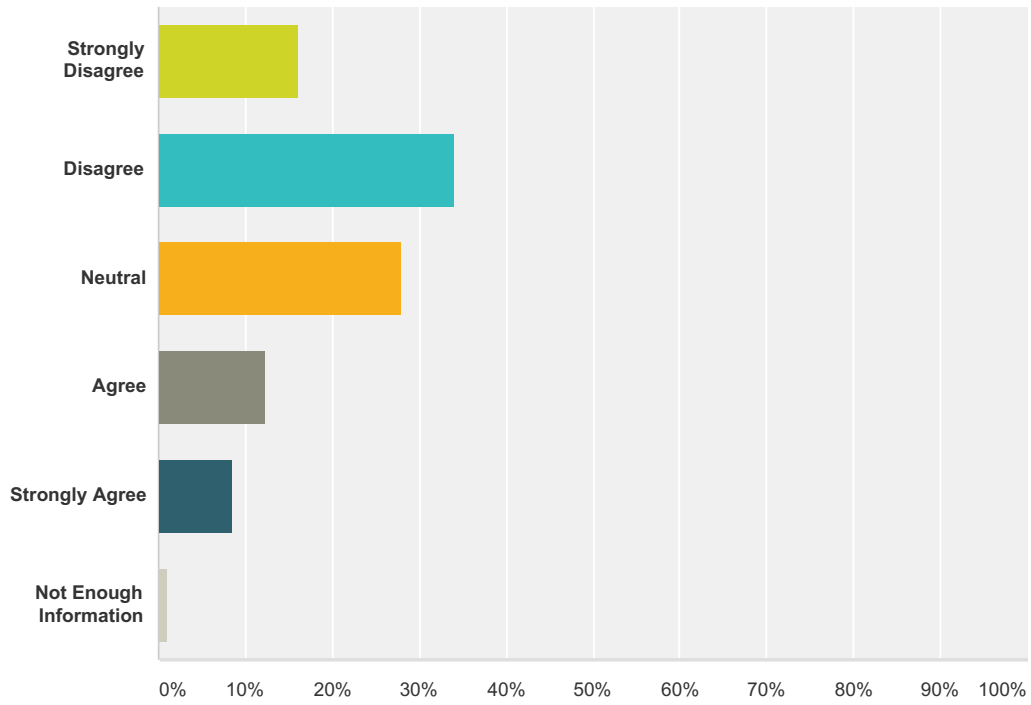
Answer Choices	Responses
Not included.	2.80% 35
Occasionally included.	9.51% 119
Neutral.	16.71% 209
Included most of the time.	31.25% 391
Highly included.	32.29% 404
Not enough information.	7.43% 93
Total	1,251

Q10 Please share any additional insights you have regarding students at your school from diverse experiences and backgrounds (racial, gender/orientation, religious, socioeconomic, learning needs) and their sense of belonging or inclusion.

Answered: 473 Skipped: 865

Q11 I regularly feel negative about school.

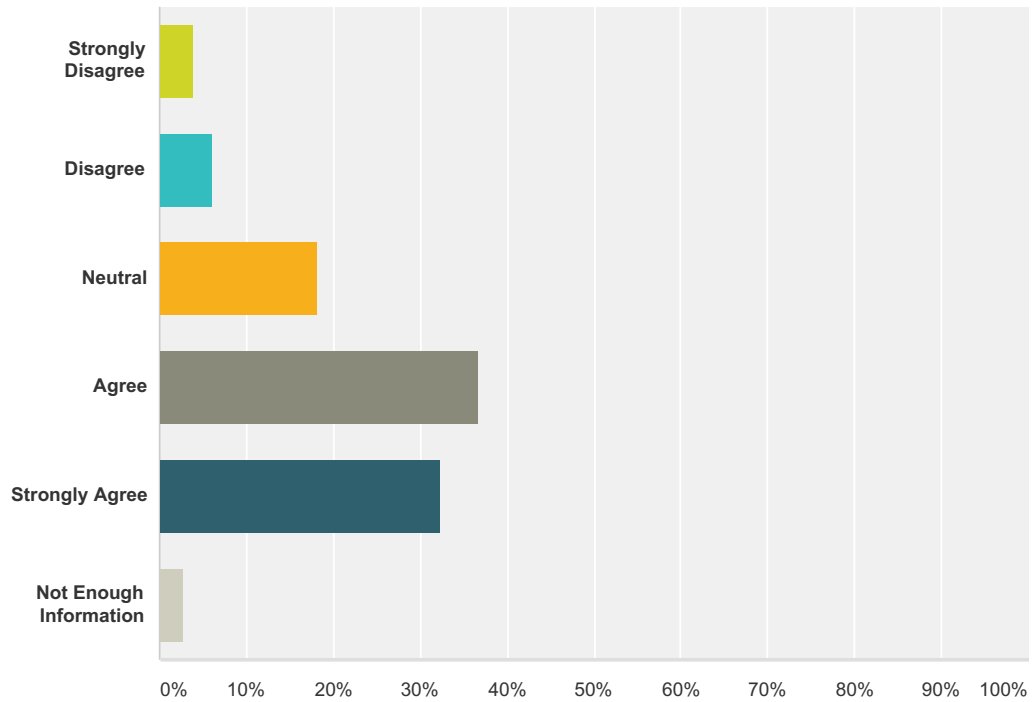
Answered: 1,252 Skipped: 86



Answer Choices	Responses
Strongly Disagree	15.97% 200
Disagree	33.95% 425
Neutral	28.04% 351
Agree	12.38% 155
Strongly Agree	8.63% 108
Not Enough Information	1.04% 13
Total	1,252

Q12 There are people I can talk to if I need support at school.

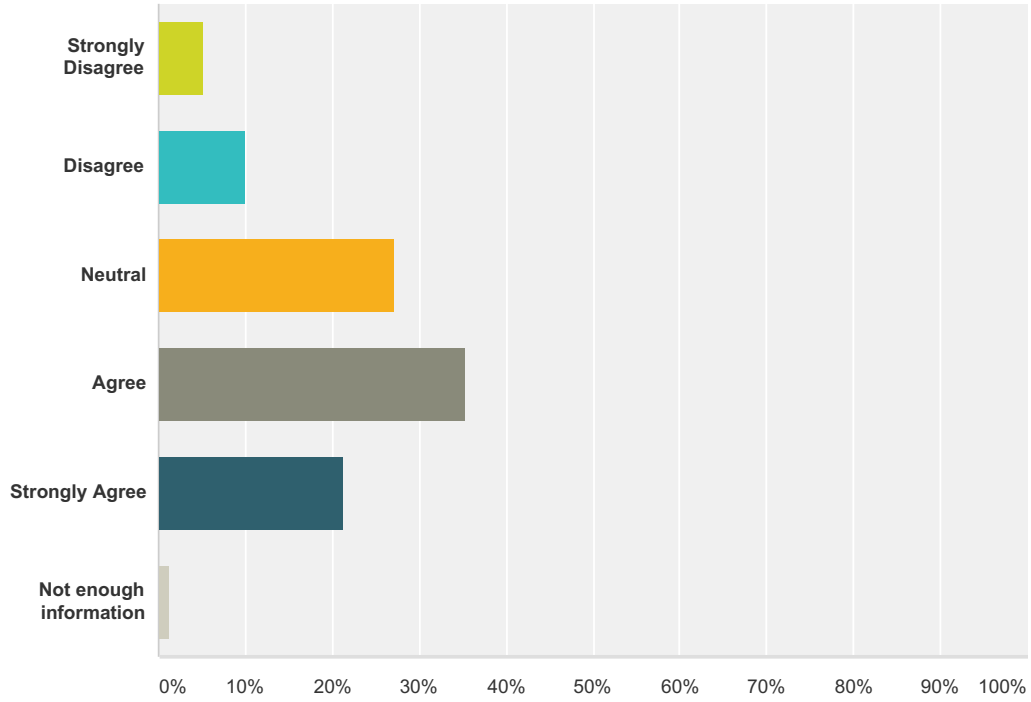
Answered: 1,253 Skipped: 85



Answer Choices	Responses	Count
Strongly Disagree	3.91%	49
Disagree	6.15%	77
Neutral	18.12%	227
Agree	36.71%	460
Strongly Agree	32.40%	406
Not Enough Information	2.71%	34
Total		1,253

Q13 I feel comfortable reaching out to teachers or other staff in the school for support when I need it.

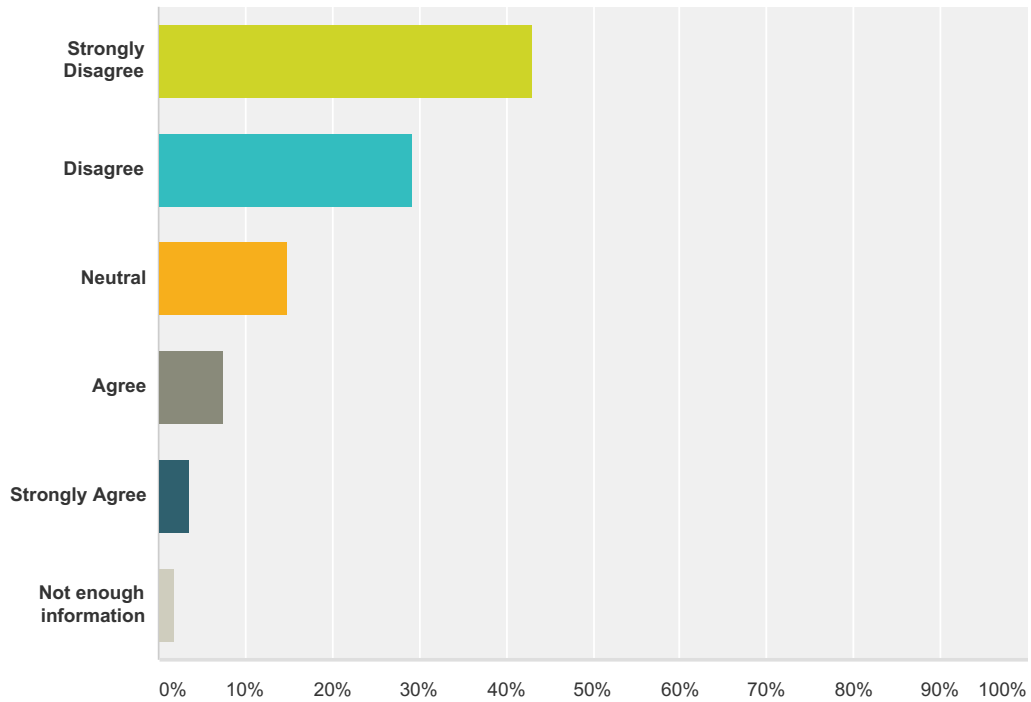
Answered: 1,253 Skipped: 85



Answer Choices	Responses
Strongly Disagree	5.27% 66
Disagree	9.98% 125
Neutral	27.06% 339
Agree	35.20% 441
Strongly Agree	21.31% 267
Not enough information	1.20% 15
Total	1,253

Q14 I have felt verbally harassed repeatedly at school.

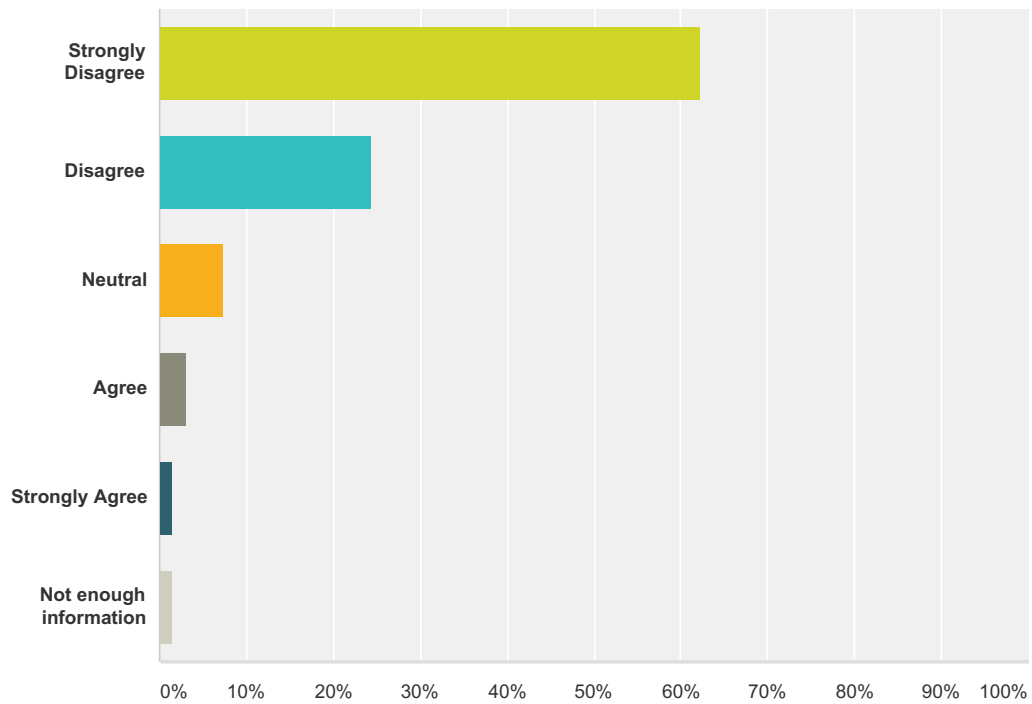
Answered: 1,253 Skipped: 85



Answer Choices	Responses	Count
Strongly Disagree	43.10%	540
Disagree	29.29%	367
Neutral	14.76%	185
Agree	7.42%	93
Strongly Agree	3.51%	44
Not enough information	1.92%	24
Total		1,253

Q15 I have felt physically harassed repeatedly at school.

Answered: 1,253 Skipped: 85



Answer Choices	Responses	Count
Strongly Disagree	62.17%	779
Disagree	24.50%	307
Neutral	7.26%	91
Agree	3.03%	38
Strongly Agree	1.52%	19
Not enough information	1.52%	19
Total		1,253